


# Do1Give Day

## GROW THE GOOD GARDEN EARTH DAY ACTIVITY



# GROW THE GOOD GARDEN

## EARTH DAY CELEBRATION

Welcome, gardens! Today, we're going to create a beautiful garden to celebrate **Earth Day** and take action for **Do1Give Day**.

Follow these steps to build your very own **Earth Day** garden with small acts of giving for our planet.



### **Print and Cut**

Each petal makes a flower, and the bees create the pollination to spread the for good!



### **Small Actions Big Impact**

On each petal, write or draw one small thing you can do to help our planet. Examples: Turn off the lights, pick up garbage, recycle, reuse... Take one small action every day until you have filled your flower with petals. (7 days)



### **Color Your Petals and the Center**

Use your favorite colors to decorate each petal. Make them as bright and beautiful as the flowers in a spring garden. Colour the round center like the earth.



### **Arrange Your Flower**

Once your petals and circle are complete, glue them around your planet.



### **Invite the Bees**

Don't forget to add some buzzing bees to your garden! On the bee shapes write two extra ideas to share with others! This is how we spread the good!



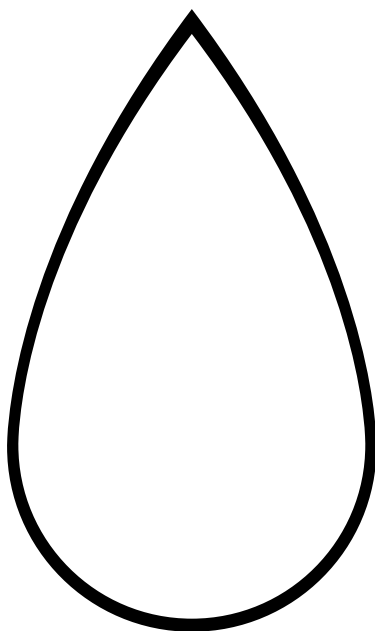
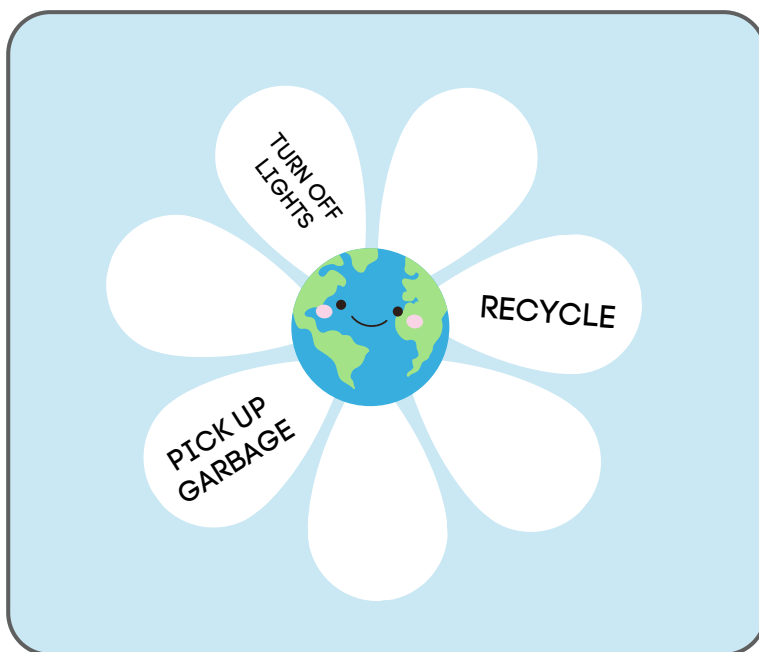
### **Display and Share**

Display your garden proudly for all to see. Share it with your family, friends, and classmates. They will be inspired to do thier part for teh good of our planet.

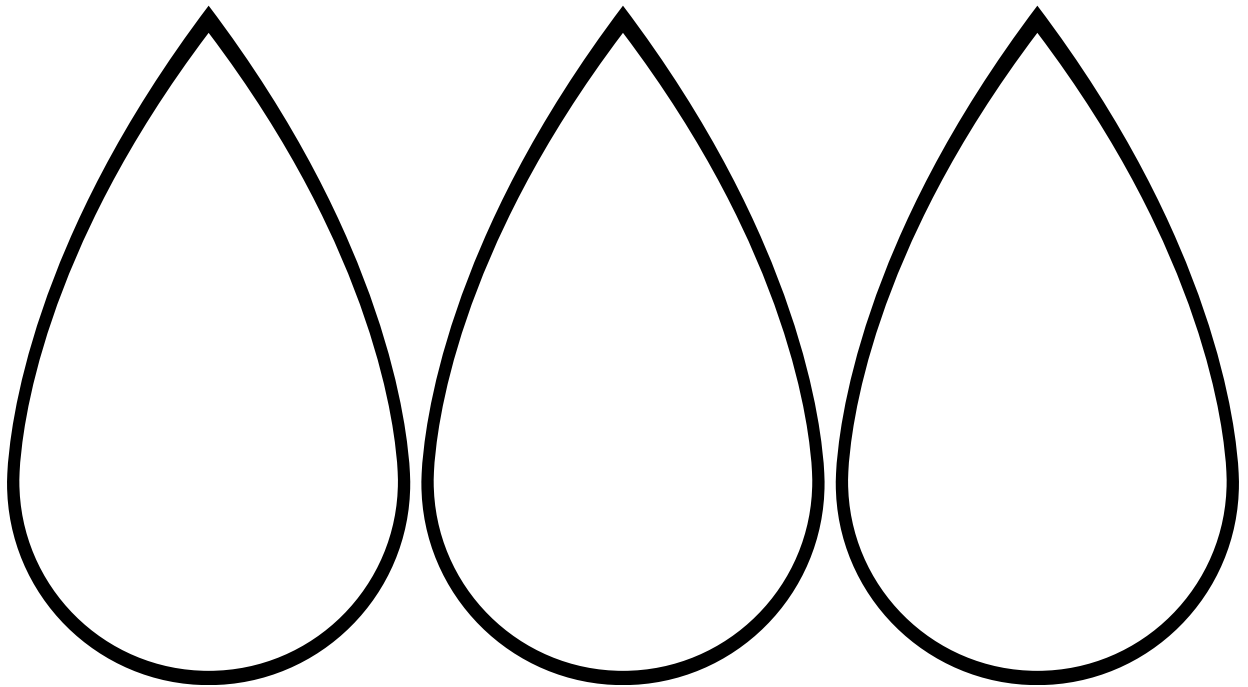

HAPPY GARDENING AND HAPPY EARTH DAY!

# GROW THE GOOD FLOWER CUT OUTS

## EXAMPLE



# GIVING FLOWER PETALS



# THE POLLINATION BEES

## SPREAD THE GOOD!

### EXAMPLE

